




Effective protein detection with Western blot

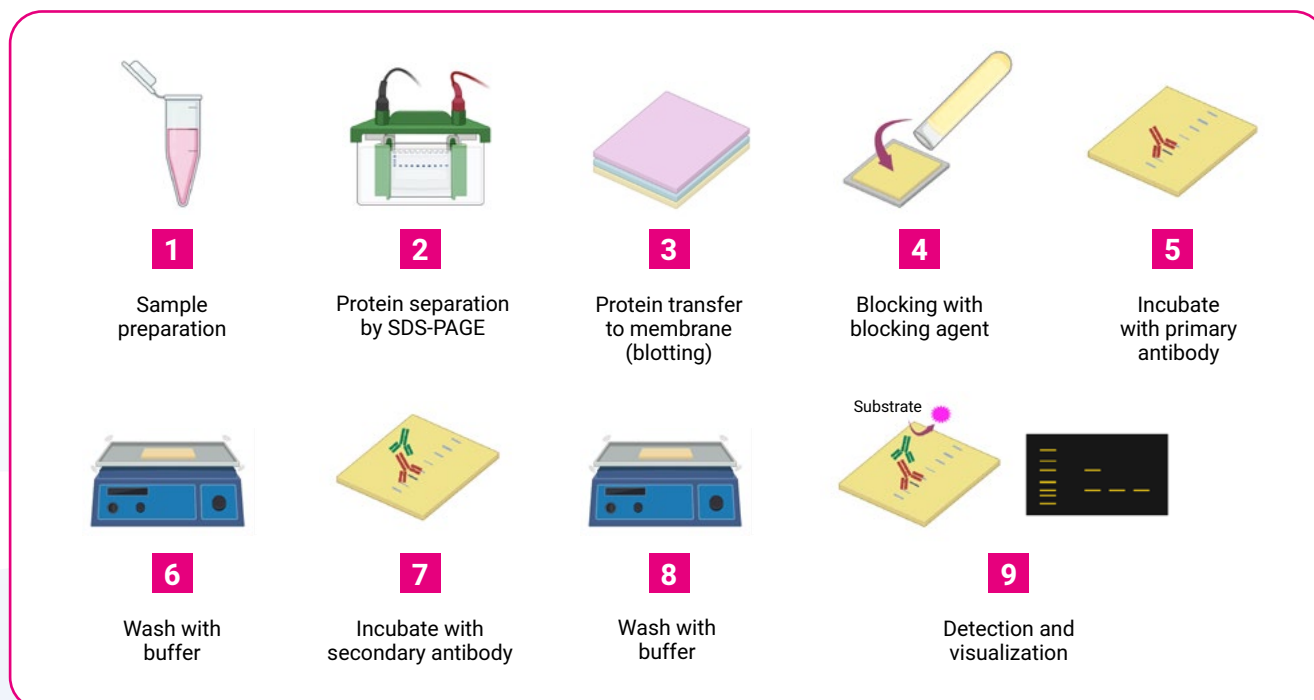
Recommended products

Welcome to PanReac AppliChem! As a leading supplier of laboratory chemicals and reagents, we are pleased to introduce our range of products for Western blot. In this InfoPoint, you will learn more about our high-quality products that will help you achieve accurate and reproducible results in protein detection.

Western blotting is a widely used and extremely powerful method for the analysis of proteins. It enables the identification of specific proteins in a protein mixture and provides valuable information about their expression level and molecular weight.



Workflow: Western blot & SDS Page



Effective protein detection with Western blot




Step 1: Sample preparation

Reliable sample preparation is the foundation for successful Western blotting. At PanReac AppliChem, we offer a range of products to help you prepare your samples optimally. Our selection includes buffers, such as phosphate buffers and other important components for sample preparation.

Product code	Product name	Application	Pack sizes
A2132	Aprotinin BioChemica (Serin protease Inhibitor)	Used in Western blotting to inhibit protease activity and prevent protein degradation during sample preparation, preserving target protein integrity.	25 mg, 100 mg
A1103	EDTA BioChemica		1 kg
A5097	EDTA for molecular biology	Used in Western blotting to prevent degradation of proteins and nucleic acids by inhibiting metal-dependent enzymes during sample preparation.	500 g
A4892	EDTA solution pH 8.0 (0.5 M) for molecular biology		100 mL, 500 mL, 1 L
A0878	EGTA for molecular biology	Used in Western blotting to inhibit enzyme activity by sequestering divalent cations, preserving protein integrity during sample preparation.	25 g, 100 g, 1 kg, 5 kg
A2183	Leupeptin Hemisulfate (Protease Inhibitor)	Used in Western blotting to prevent protein degradation during sample preparation, ensuring the preservation of target proteins and accurate analysis.	10 mg, 100 mg, 1g
A2205	Pepstatin A	Used in Western blotting to prevent degradation of acid-labile proteins, preserving target protein integrity.	10 mg, 100 mg
A1087	Tris Hydrochloride for buffer solutions	Used in Western blot analyses to adjust the pH of buffer solutions and ensure optimal conditions for electrophoresis, protein transfer and detection	500 g, 1 kg, 5 kg, 20 kg
A3452	Tris Hydrochloride for molecular biology		500 g, 1 kg



Effective protein detection with Western blot



Step 2: Protein separation

Gel electrophoresis is often used to separate proteins by size. Panreac AppliChem offers high quality gels and buffers that allow you to perform precise protein separation. Our SDS-Tris- Glycine buffer ensures optimal running speed and clear separation of proteins. In addition, we offer various acrylamide products for preparing your gels for different pore sizes to make your workflow easier.


Product code	Product name	Application	Pack sizes
A1089	Acrylamide 2K Standard grade, extrapure		500 g
A0951	Acrylamide 4K solution (30 %) - Mix 29 : 1		1 L
A1672	Acrylamide 4K solution (30 %) - Mix 37.5 : 1		1 L
A1577	Acrylamide 4K solution (40 %) - Mix 37.5 : 1		1 L
A0385	Acrylamide solution (40 %) - Mix 29 : 1 for molecular biology	Used in Western blotting to prepare SDS-polyacrylamide gels used for the separation of proteins during electrophoresis and protein analysis.	500 mL, 1 L
A1142	Ammonium Peroxodisulfate (APS) BioChemica	Used in Western blotting to initiate the polymerisation of acrylamide and bisacrylamide and allow the formation of the polyacrylamide gel.	250 g
A1092	Coomassie® Brilliant Blue R-250 (C.I. 42660)		25 g, 100 g
A1101	DTT BioChemica	Used in Western blotting as a reducing agent to reduce disulphide bridges in proteins and allow denaturation of proteins prior to electrophoresis.	5 g, 25 g, 100 g, 1 kg, 5 kg, 10 kg
A2185	Luminol	Used in Western blot analyses to generate a chemiluminescent light signal and make the target proteins visible.	5 g
A1108	β-Mercaptoethanol Molecular biology grade	Break disulfide bonds in proteins and maintain their reduced form during experiments.	100 mL
A8889	Protein Marker VI (10 - 245) prestained	Three-color protein standard with 12 pre-stained. Proteins are covalently coupled with a blue chromophore except for two reference bands (one green and one red band at 25 kDa and 75 kDa respectively)	500 µl
A0676	SDS - solution 10 % for molecular biology		1 L
A0675	SDS - solution 20 % for molecular biology		1 L
A7249	SDS grained pure		1 k, 5 kg
A3942	SDS solution 20 % pure		1 L
A1112	SDS ultrapure	Used in Western blot analyses to denature the proteins, neutralise their charge and allow uniform migration on the gel.	100 g, 1 kg
A1415	SDS-Tris-Glycine buffer (10X) BioChemica	Used as a running buffer in Western blot analyses to separate the proteins during electrophoresis and transfer them to the membrane, allowing successful detection of the target proteins.	1 L
A1148	TEMED	Used in Western blot analyses to initiate polymerisation of SDS-polyacrylamide gels and ensure efficient cross-linking.	25 mL, 100 mL

Effective protein detection with Western blot



Step 3: Transfer to the membrane

Transfer to the membrane occurs after separation of the proteins by gel electrophoresis. In this process, the proteins are transferred from the gel to a membrane, creating a solid surface for specific detection of the target proteins. This step is critical to ensure high sensitivity and specific binding of the antibodies to the target proteins



Step 4: Blocking

To reduce non-specific binding and enable specific detection of target proteins, membrane blocking is of great importance. Our blocking buffers provide optimal blocking of non-specific binding sites and minimizes background signals.

Product code	Product name	Pack sizes
A0850	Albumin (BSA) EIA and RIA grade	50 g, 500 g
A2244	Albumin (BSA) Fraction V (pH 5.2)	50 g
A1391	Albumin (BSA) Fraction V (pH 7.0)	25 g, 50 g, 100 g, 250 g, 500 g
A6588	Albumin (BSA) Fraction V (pH 7.0) for Western blotting	50 g, 100 g
A4344	Albumin crude from chicken egg	1 kg
A7099	Blocking Buffer I	125 mL
A0830	Nonfat dried milk powder	500 g, 1 kg, 5 kg



Step 5 & 7: Primary and secondary antibody incubation

The membrane is first incubated with a primary antibody that binds to the target protein (step 5). Then, a secondary antibody is added (step 7), which recognizes and binds to the primary antibody. This secondary antibody is conjugated with an enzyme or a fluorescent dye, amplifying the signal for improved detection. The sequential incubation of primary and secondary antibodies allows for specific binding and enhanced signal, enabling accurate detection of the target protein.

Effective protein detection with Western blot



Step 6 & 8: Buffers and detergents

For a trouble-free workflow in Western blot, the use of suitable workflow buffers and detergents is crucial. Panreac AppliChem offers a selection of high-quality workflow buffers and detergents specifically optimized for Western blot. Our products ensure efficient sample processing, optimal protein binding and minimize unwanted side effects such as background signal formation.

Buffers

Product code	Product name	Application	Pack sizes
A4263	Tris buffer pH 7.5 (1 M) for molecular biology	Used in Western blot analyses to adjust the pH of buffer solutions and ensure optimal conditions for electrophoresis, protein transfer and detection.	500 mL
A9786	Tris buffer pH 7.5 (3 M) for molecular biology		25 L
A4577	Tris buffer pH 8.0 (1 M) for molecular biology		1 L
A4974	Tween® 20 for molecular biology	Used in Western blot analyses to reduce surface tension and reduce non-specific binding by being used as a component of wash buffers and blocking solutions.	100 mL, 250 mL, 500 mL, 1 L
A1390	Tween® 80 BioChemica		1 L

Detergents

Product code	Product name	Application	Pack sizes
A0805	Cetyltrimethylammonium Bromide (CTAB) BioChemica	Cationic detergent commonly used for the extraction and purification of DNA from biological samples in biochemical and molecular biology applications.	5 g, 50 g
A6769	n-Decyl- β -D-Maltoside for crystallography	Non-ionic detergent commonly used in crystallography to solubilize and stabilize membrane proteins for structural analysis by X-ray crystallography.	5 g
A1905	Digitonin (Reagent USP) BioChemica	Mild detergent to selectively permeabilize cellular membranes for the release of specific cellular components in biochemical and cell biology research.	1 g, 5 g
A0819	n-Dodecyl- β -D-Maltoside BioChemica	Non-ionic detergent widely used in biochemical and biophysical studies for the solubilization and stabilization of membrane proteins.	100 mL, 250 mL, 500 mL, 1 L
A1010	n-Octyl- β -D-Glucopyranoside BioChemica	Non-ionic detergent used to solubilize membrane proteins and facilitate their isolation and analysis.	25 g
A1288	Pluronic® F-68 BioChemica	Non-ionic surfactant and cell culture supplement commonly used to reduce shear stress and foam formation in mammalian cell culture processes.	100 g, 500 g, 10 kg



<< Detergents

Product code	Product name	Application	Pack sizes
A4518	Saponin from Quillaja Bark (DAB) pure, pharma grade	Saponin is a class of natural plant compounds that can act as surfactants and used as a detergent to permeabilize cell membranes.	100 g
A0676	SDS - solution 10 % for molecular biology		1 L
A0675	SDS - solution 20 % for molecular biology	Denature and linearize proteins for techniques such as SDS-PAGE.	1 L
A3942	SDS solution 20 % pure		1 L
A1415	SDS-Tris-Glycine buffer (10X) BioChemica	electrophoresis buffer in protein gel electrophoresis, particularly in SDS-PAGE (Sodium Dodecyl Sulfate-Polyacrylamide Gel Electrophoresis).	1 L
A0979	Sodium Cholate BioChemica	Protein solubilization and membrane protein extraction.	100 g
A1531	Sodium Deoxycholate BioChemica	Protein extraction, solubilization of membrane proteins, and cell lysis.	100 g, 1 kg, 5 kg
A4974	Tween® 20 for molecular biology		100 mL, 250 mL, 500 mL, 1 L
A1284	Tween® 20 solution 10 % peroxide-free	Reduce surface tension and reduce non-specific binding by being used as a component of wash buffers and blocking solutions.	100 mL
A1390	Tween® 80 BioChemica		1 L



Step 9: Detection and analysis

Detection of target proteins is achieved by using enzymes or fluorescent markers. Panreac AppliChem offers a selection of detection reagents, including Luminol, a chemiluminescent substrate. Our products feature high sensitivity and stability and allow precise quantification of your proteins.

Product code	Product name	Application	Pack sizes
A2185	Luminol	Used in protein analysis for sensitive and specific chemiluminescent detection of proteins in Western blotting and immunoblotting assays.	5 g
A2935	Ponceau S solution	Protein staining solution used to visualize proteins on membranes or gels.	500 mL

Effective protein detection with Western blot

With Panreac AppliChem's high-quality products, you can optimize the Western blot workflow and achieve reliable results. From sample preparation to detection, we offer a comprehensive range of products to help you perform Western Blot efficiently and successfully. Rely on Panreac AppliChem for your Western blot needs and achieve world-class results in protein analysis.

Contact our dedicated team for more information on our products, ordering, and technical support. We are always available to answer your questions and help you with your Western blot needs.

General overview: Protein and antibody applications

Product code	Product name	CAS number	Pack sizes
Make proteins visible			
A6932	Bradford - Solution for Protein Determination		500 mL
A3480	Coomassie® Brilliant blue G-250 (C.I. 42655)	6104-58-1	25 g
A1092	Coomassie® Brilliant Blue R-250 (C.I. 42660)	6104-59-2	25 g, 100 g
Acrylamides			
A1089	Acrylamide 2K Standard grade, extrapure	79-06-1	500 g
A1090	Acrylamide 4K ultrapure	79-06-1	500 g
A4983	Acrylamide solution (30%) - Mix 29:1 for molecular biology		500 mL
A0951	Acrylamide 4K solution (30%) - Mix 29:1		1 L
A3626	Acrylamide solution (30%) - Mix 37.5:1 for molecular biology		500 mL, 1 L
A1672	Acrylamide 4K solution (30%) - Mix 37.5:1		1 L
A3658	Acrylamide solution (40%) - Mix 19:1 for molecular biology		1 L
A0385	Acrylamide solution (40%) - Mix 29:1 for molecular biology		500 mL, 1 L
A4989	Acrylamide solution (40%) - Mix 37.5:1 for molecular biology		500 mL
A1577	Acrylamide 4K solution (40%) - Mix 37.5:1		1 L
A3636	Bisacrylamide for molecular biology	110-26-9	100 g
SDS			
132363	SDS for analysis, ACS	151-21-3	250 g, 5 kg
142363	SDS (USP-NF, BP, Ph. Eur.) pure, pharma grade	151-21-3	1 kg, 5 kg, 25 kg
A1112	SDS ultrapure	151-21-3	500 g, 1 kg, 10 kg
A7249	SDS grained pure	151-21-3	1 kg, 5 kg
A0675	SDS - solution 20% for molecular biology	151-21-3	1 L
A3942	SDS solution 20% pure	151-21-3	1 L
146132	SDS solution 10% w/v pure	151-21-3	10 L
A0676	SDS - solution 10% for molecular biology	151-21-3	1 L
A1415	SDS-Tris-Glycine buffer (10X) BioChemica		1 L



<< Protein and antibody applications

Product code	Product name	CAS number	Pack sizes
Buffers and components for PAGE			
A2941	Ammonium Peroxodisulfate (APS) for molecular biology	7727-54-0	100 g
A1142	Ammonium Peroxodisulfate (APS) BioChemica	7727-54-0	250 g
A2948	DTT for molecular biology	3483-12-3	5 g, 10 g, 25 g
A1101	DTT BioChemica	3483-12-3	5 g, 25 g, 100 g, 1 kg, 5 kg, 10 kg
A1067	Glycine for molecular biology	56-40-6	1 kg, 5 kg
A1108	β-Mercaptoethanol for molecular biology	60-24-2	100 mL
A8889	Protein Marker VI (10 - 245) prestained		500 µL
A1415	SDS-Tris-Glycine buffer (10X) BioChemica		1 L
A1148	TEMED	110-18-9	25 mL, 100 mL
A1085	Tricine BioChemica	1389475	250 g, 1 kg, 5 kg
Blocking / BSA and control staining			
A0850	Albumin (BSA) EIA and RIA grade	9048-46-8	50 g, 500 g
A2244	Albumin (BSA) Fraction V (pH 5.2)	9048-46-8	50 g
A6588	Albumin (BSA) Fraction V (pH 7.0) for Western blotting	9048-46-8	50 g, 100 g
A1391	Albumin (BSA) Fraction V (pH 7.0)	9048-46-8	25 g, 50 g, 100 g, 250 g, 500 g
A4344	Albumin crude from chicken egg	9006-59-1	1 kg
A7099	Blocking Buffer I		125 mL
A0830	Nonfat dried milk powder		500 g, 1 kg, 5 kg
Detergents for Western blot			
A9778	ECOSURF™ EH-9 (Triton X-100 replacement)	64366-70-7	100 mL, 500 mL
A9779	ECOSURF™ SA-9 (Triton X-100 replacement)		100 mL, 500 mL
A9780	TERGITOL™ 15-S-9 (Triton X-100 replacement)	68131-40-8	100 mL, 500 mL
A4974	Tween® 20 for molecular biology	9005-64-5	100 mL, 250 mL, 500 mL, 1 L
A1390	Tween® 80 BioChemica	9005-65-6	1 L
Protein expression with IPTG			
A4773	IPTG for molecular biology	367-93-1	5 g, 25 g
A1008	IPTG BioChemica	367-93-1	5 g, 25 g, 50 g, 100 g
A7211	IPTG from plant origin galactose	367-93-1	25 g, 1 kg

Effective protein detection with Western blot

Reagents for Western blotting

Product code	Product name	Application	Pack sizes
A1088	ABTS® BioChemica	Used in Western blotting to provide a coloured reaction in combination with an enzyme such as Horseradish Peroxidase (HRP) to detect the presence of the target protein.	5 g, 10 g
A4983	Acrylamide solution (30 %) - Mix 29 : 1 for molecular biology	Used in Western blotting to prepare SDS-polyacrylamide gels used for the separation of proteins during electrophoresis and protein analysis.	500 mL
A3626	Acrylamide solution (30 %) - Mix 37.5 : 1 for molecular biology	Used in Western blotting to prepare SDS-polyacrylamide gels used for the separation of proteins during electrophoresis and protein analysis.	500 mL, 1 L
A3658	Acrylamide solution (40 %) - Mix 19 : 1 for molecular biology	Used in Western blotting to prepare SDS-polyacrylamide gels used for the separation of proteins during electrophoresis and protein analysis.	1 L
A0385	Acrylamide solution (40 %) - Mix 29 : 1 for molecular biology	Used in Western blotting to prepare SDS-polyacrylamide gels used for the separation of proteins during electrophoresis and protein analysis.	500 mL, 1 L
A4989	Acrylamide solution (40 %) - Mix 37.5 : 1 for molecular biology	Used in Western blotting to prepare SDS-polyacrylamide gels used for the separation of proteins during electrophoresis and protein analysis.	500 mL
A1089	Acrylamide 2K Standard grade, extrapure	Used in Western blotting to prepare SDS-polyacrylamide gels used for the separation of proteins during electrophoresis and protein analysis.	500 g
A0951	Acrylamide 4K solution (30 %) - Mix 29 : 1	Used in Western blotting to prepare SDS-polyacrylamide gels used for the separation of proteins during electrophoresis and protein analysis.	1 L
A1672	Acrylamide 4K solution (30 %) - Mix 37.5 : 1	Used in Western blotting to prepare SDS-polyacrylamide gels used for the separation of proteins during electrophoresis and protein analysis.	1 L
A7590	Acrylamide 2K solution (8 %) for denaturing DNA-PAGE	Used in Western blotting to prepare SDS-polyacrylamide gels used for the separation of proteins during electrophoresis and protein analysis.	10 L
A7582	Acrylamide 2K - Solution (18 %) for denaturing DNA-PAGE	Used in Western blotting to prepare SDS-polyacrylamide gels used for the separation of proteins during electrophoresis and protein analysis.	10 L
A1090	Acrylamide 4K ultrapure	Used in Western blotting to prepare SDS-polyacrylamide gels used for the separation of proteins during electrophoresis and protein analysis.	500 g
A1577	Acrylamide 4K solution (40 %) - Mix 37.5 : 1	Used in Western blotting to prepare SDS-polyacrylamide gels used for the separation of proteins during electrophoresis and protein analysis.	1 L
A1421	AEBSF Hydrochloride BioChemica	Used in Western blotting to inhibit proteases to ensure protein stability and prevent unwanted proteolysis.	500 mg, 1 g, 100 g
A6588	Albumin (BSA) Fraction V (pH 7.0) for Western blotting	Used in Western blotting as a blocking agent to block non-specific binding sites and reduce background signals.	50 g, 100 g
A1391	Albumin (BSA) Fraction V (pH 7.0)	Used in Western blotting as a blocking agent to block non-specific binding sites and reduce background signals.	25 g, 50 g, 100 g, 250 g, 500 g



Effective protein detection with Western blot

<< Reagents for Western blotting

Product code	Product name	Application	Pack sizes
A2941	Ammonium Peroxodisulfate (APS) for molecular biology	Used in Western blotting to initiate the polymerisation of acrylamide and bisacrylamide and allow the formation of the polyacrylamide gel.	100 g
A1142	Ammonium Peroxodisulfate (APS) BioChemica	Used in Western blotting to initiate the polymerisation of acrylamide and bisacrylamide and allow the formation of the polyacrylamide gel.	250 g
A3636	Bisacrylamide Molecular biology grade	Used in Western blotting procedures by mixing it with acrylamide to produce the polymerisation mixture for SDS-polyacrylamide gels used to separate proteins during electrophoresis.	100 g
A1117	BCIP BioChemica	Used in Western blotting procedures as a chromogenic substrate in combination with a phosphatase-labelled secondary antibody for the detection of proteins.	500 mg, 1 g, 5 g
A7099	Blocking Buffer I	Used in Western blotting as a blocking agent to block non-specific binding sites and reduce background signals.	125 mL
A1099	CHAPS BioChemica	Used in western blotting as a non-ionic detergent to improve protein solubility, maintain the natural conformation of membrane proteins and prevent unwanted aggregate formation or inactivation.	5 g, 50 g
A3668	DTT solution 1 mol/l (1 M) for molecular biology	Used in Western blotting as a reducing agent to reduce disulphide bridges in proteins and allow denaturation of proteins prior to electrophoresis.	50 mL, 100 mL
A2948	DTT Molecular biology grade	Used in Western blotting as a reducing agent to reduce disulphide bridges in proteins and allow denaturation of proteins prior to electrophoresis.	5 g, 10 g, 25 g
A1101	DTT BioChemica	Used in Western blotting as a reducing agent to reduce disulphide bridges in proteins and allow denaturation of proteins prior to electrophoresis.	5 g, 25 g, 100 g, 1 kg, 5 kg, 10 kg
A1103	EDTA BioChemica	Used in western blotting to chelate metal ions and inhibit the activity of metalloproteinases to maintain protein stability and integrity during experimentation.	1 kg
A9778	ECOSURF™ EH-9 (Triton X-100 replacement)	Alternative detergent for Triton X-100. Can be used to aid cell lysis or reduction of non-specific binding.	100 mL, 500 mL
A9779	ECOSURF™ SA-9 (Triton X-100 replacement)	Alternative detergent for Triton X-100. Can be used to aid cell lysis or reduction of non-specific binding.	100 mL, 500 mL
A1123	Glycerol anhydrous BioChemica	Used in Western blotting to maintain protein stability, reduce non-specific binding and minimise protein denaturation during transfer.	1 L, 2.5 L
A2926	Glycerol anhydrous for molecular biology	Used in Western blotting to maintain protein stability, reduce non-specific binding and minimise protein denaturation during transfer.	500 mL, 1 L, 2.5 L
A1067	Glycine for molecular biology	Used in Western blotting as a component of buffer solutions to stabilise pH, maintain buffer capacity and reduce non-specific binding.	1 kg, 5 kg
A2185	Luminol	Used in Western blot analyses to generate a chemiluminescent light signal and make the target proteins visible.	5 g

>>

Effective protein detection with Western blot

<< Reagents for Western blotting

Product code	Product name	Application	Pack sizes
A1108	β -Mercaptoethanol Molecular biology grade	Used as a reducing agent in Western blot analyses to denature proteins and break disulphide bridges, allowing efficient separation of proteins during electrophoresis and successful transfer to the membrane.	100 mL
A3493	Methanol BioChemica	Used in Western blot analyses to help denature and fix proteins and facilitate transfer to the membrane.	1 L, 5 L
A1243	NBT BioChemica	Used in Western blot analyses in combination with BCIP to detect alkaline phosphatase activity and produce a blue-violet signal.	1 g, 5 g
A0830	Nonfat dried milk powder	Used in Western blot analyses to block non-specific binding sites on the membrane and reduce non-specific binding of antibodies.	500 g, 1 kg, 5 kg
A0965	PBS buffer (10X Dulbecco's) - Powder	Used in Western blot analyses to prepare different buffer solutions and maintain physiological conditions for protein analysis.	10 L, 50 L
A0964	PBS buffer (1X, Dulbecco's) - Powder	Used in Western blot analyses to prepare different buffer solutions and maintain physiological conditions for protein analysis.	1 L, 10 L, 50 L, 100 L, 1000 L
A9202	PBS tablets pH 7.2 (for 1 L)	Used in Western blot analyses to prepare different buffer solutions and maintain physiological conditions for protein analysis.	10 Tabs, 100 Tabs
A9201	PBS tablets pH 7.4 (for 1 L)	Used in Western blot analyses to prepare different buffer solutions and maintain physiological conditions for protein analysis.	10 Tabs, 100 Tabs
A9162	PBS tablets pH 7.4 (for 100 ml)	Used in Western blot analyses to prepare different buffer solutions and maintain physiological conditions for protein analysis.	100 Tabs
A9177	PBS tablets pH 7.4 (for 200 ml)	Used in Western blot analyses to prepare different buffer solutions and maintain physiological conditions for protein analysis.	100 Tabs
A9191	PBS tablets pH 7.4 (for 500 ml)	Used in Western blot analyses to prepare different buffer solutions and maintain physiological conditions for protein analysis.	100 Tabs
A2935	Ponceau S solution	Used in Western blot analyses to visualise the total amount of protein on the membrane before specific antibodies are used for detection.	500 mL
A1043	Potassium di-Hydrogen Phosphate	Used in Western blot analyses to prepare buffer solutions to support electrophoresis or buffering of protein solutions.	1 kg, 5 kg
A8889	Protein Marker VI (10 - 245) prestained	Three-color protein standard with 12 pre-stained. Proteins are covalently coupled with a blue chromophore except for two reference bands (one green and one red band at 25 kDa and 75 kDa respectively)	500 μ l
A0676	SDS - Solution 10 % for molecular biology	Used in Western blot analyses to denature the proteins, neutralise their charge and allow uniform migration on the gel.	1 L
A0675	SDS - solution 20 % for molecular biology	Used in Western blot analyses to denature the proteins, neutralise their charge and allow uniform migration on the gel.	1 L

>>



<< Reagents for Western blotting

Product code	Product name	Application	Pack sizes
A1415	SDS-Tris-Glycine buffer (10X) BioChemica	Used as a running buffer in Western blot analyses to separate the proteins during electrophoresis and transfer them to the membrane, allowing successful detection of the target proteins.	1 L
A1531	Sodium Deoxycholate BioChemica	Used in Western blot analyses as a component of buffer solutions to lyse cell membranes and release proteins for subsequent electrophoresis and detection.	100 g, 1 kg, 5 kg
A1148	TEMED	Used in Western blot analyses to initiate polymerisation of SDS-polyacrylamide gels and ensure efficient cross-linking.	25 mL, 100 mL
A3840	3,3',5,5'-Tetramethylbenzidine (TMB) BioChemica	Used in western blotting to provide a coloured reaction or chemiluminescent signal development in combination with an enzyme such as Horseradish Peroxidase (HRP) to detect the presence of the target protein.	1 g, 25 g, 250 g
A1379	Tris for buffer solutions	Used in Western blot analyses to adjust the pH of buffer solutions and ensure optimal conditions for electrophoresis, protein transfer and detection.	1 kg, 5 kg
A1086	Tris ultrapure	Used in Western blot analyses to adjust the pH of buffer solutions and ensure optimal conditions for electrophoresis, protein transfer and detection.	1 kg, 5 kg, 10 kg
A2264	Tris for molecular biology	Used in Western blot analyses to adjust the pH of buffer solutions and ensure optimal conditions for electrophoresis, protein transfer and detection.	500 g, 1 kg, 5 kg
A1087	Tris Hydrochloride for buffer solutions	Used in Western blot analyses to adjust the pH of buffer solutions and ensure optimal conditions for electrophoresis, protein transfer and detection.	500 g, 1 kg, 5 kg, 20 kg
A3452	Tris Hydrochloride for molecular biology	Used in Western blot analyses to adjust the pH of buffer solutions and ensure optimal conditions for electrophoresis, protein transfer and detection.	500 g, 1 kg
A4974	Tween® 20 for molecular biology	Used in Western blot analyses to reduce surface tension and reduce non-specific binding by being used as a component of wash buffers and blocking solutions.	100 mL, 250 mL, 500 mL, 1 L
A1390	Tween® 80 BioChemica	Used in Western blot analyses to reduce surface tension and reduce non-specific binding by being used as a component of wash buffers and blocking solutions.	1 L
A9780	TERGITOL™ 15-S-9 (Triton X-100 replacement)	Can be used in Western blot analysis to reduce non-specific binding by using it in buffer solutions to block the membrane and wash.	100 mL, 500 mL
A1360	Urea BioChemica	Used in protein extraction and purification for Western blotting to denature the proteins and bring them into a soluble form.	10 kg
A1049	Urea for molecular biology	Used in protein extraction and purification for Western blotting to denature the proteins and bring them into a soluble form.	1 kg, 5 kg, 25 kg

IP-068EN

